

MACTIE



The MACTIE is the most versatile and reliable of all remedial wall ties with a successful track record on major contracts throughout the UK. An all stainless steel tie, the Mactie features a unique expansion system which results in low radial stresses on the wall base material, whether brick, block or concrete. This unique design replaces traditional cone expansion of general fixings with a hexagon nut, preventing turning and inducing a barrel or convex shape expansion and reducing point loading.

The ties are supplied and installed fully assembled, making them quick and easy to install from the exterior of the building. A special coating on the inner expander unit, give smooth, low friction setting, with consistent expansion at low torque settings. Inner leaf fixing can be tested prior to setting the outer leaf expander.

The Mactie complies with BRE digest 329/401, CIRIA 117 and DD140 for remedial wall ties systems.

THE BENEFITS

- Corrosion resistant
- Quick and easy to install
- Reliable and economical
- Suitable for most wall materials
- Independent setting in each leaf
- Unique convex shape expanders
- Low torque
- Manufactured to BS EN ISO 9000
- M6 thread-high buckling strength
- 12mm hole for neat finish

TECHNICAL INFORMATION

SPECIFICATIONS:

Material A2, 300 series,
Austenitic Stainless Steel
Expanders 12mm diameter
Thread diameter of Rod M6
Note: A4 can be manufactured to order

ACCESSORIES:

99040 Threaded Setting Tool
99041 Hex Setting Tool
96825 Fixed Head Torque Wrench

TORQUE SETTING:

6.8Nm (5lb.ft)

NOTE: Drill bits to conform to DIN 8035

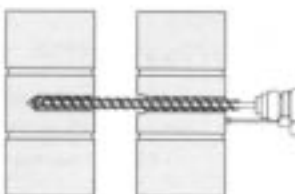
MACTIE SPECIFICATIONS

Code	Drill Ø mm	Tie length mm	Nominal cavity width mm	Ultimate kN		
				Concrete	Brick 15N/mm	Block >7N/mm
95701	12	200	45 - 70	8	6	3
95702	12	225	70 - 95	8	6	3
95703	12	255	100 - 120	8	6	3

The Mactie's unique barrel shape expansion

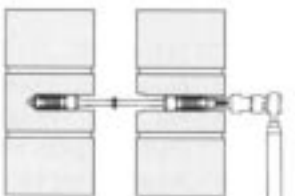


APPLICATION METHOD



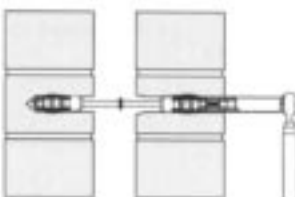
DRILL

Drill 12mm diameter hole in brickwork within 10° upwards, setting depth gauge on drilling machine to give between 55-65mm hole depth in inner leaf.



SET INNER

Blow out hole, screw threaded setting tool (99040) on to M6 thread on tie and insert the tie to full depth of hole in inner leaf. Tighten inner expander with pre-set torque wrench (96825). Remove setting tool.



SET OUTER

Fit hex setting tool (99041) on to torque wrench (96825) and set outer expander by tightening nut until pre-set torque is reached. Seal outer brick with colour matching mortar.